



# QUAD POD K65

## Mobile Sports Lighting Tower


A highly efficient area flood lighting solution combining optimized illumination and uniformity with minimized light loss, glare and light pollution for a wide range of sports applications



[riteliteportablelighting.co.uk/us/quad-pod-sports/](http://riteliteportablelighting.co.uk/us/quad-pod-sports/)




# What makes the Quad Pod K65 Mobile Sports Lighting Tower the highest performing sports flood light in its class?




High Power, instant, flicker free LED light for large area flood lighting



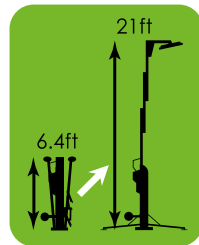
Optimised illumination & uniformity of light



Rapid safe deployment by one person




Approximately 70% lower light pollution than typical lighting tower designs



Compact to store and transport, extending to 21.3ft height



Powered by diesel generators, mains power or lithium battery powered generators



**QUAD POD K65** is a fantastic mobile lighting solution for:





# Why do Clubs and Organisations need a Quad Pod K65?

Ritelite's Quad Pod K65 provides a solution for many clubs and organisations who are struggling to continue training and playing sport during the winter months for a number of different reasons including:



Unable to get zoning approval or do not have enough budget for permanent lighting



Light up different areas of a field or multiple fields or courts at different times so need a flexible solution



High cost of renting floodlit fields in local area - would like to keep training at home field / ground



Need a semi-permanent installation as don't want to completely pack away lights in some applications



Would like compact, lightweight products to transport and store between training sessions



Light up more areas to train more players each week in realistic match conditions. No need to train indoors




Need low light pollution solution so as not to impact neighbouring houses / areas



Have permanent lights on the main field but want to keep that for matches and train on another area





Beam Control ensures all the light is directed towards the required surface, offering uniform light for training or playing any sport.

Ritelite's LED Sports Lighting Products  
Designed for maximum light on the playing surface

## RITELITE BEAM CONTROL



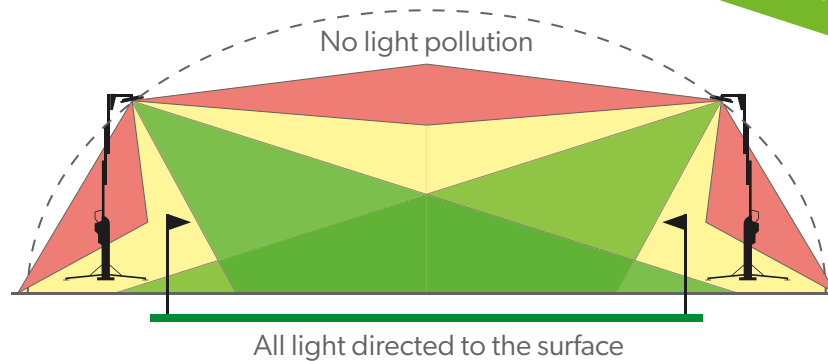
Beam controlled light, minimises light pollution



Designed for any outdoor sports application



Fully dimmable for optimum control of light output & run time



Example of Beam Control for sports



Standard light fitting



Beam Control

# How many lights do I need?

**The number of Quad Pod K65's required depends on the sport being played and the level of light required.**

## **Experience**

Ritelite's customer support team are highly experienced in recommending the right number and configuration of Quad Pod K65's for every application and sport.

## **Lighting design**

Ritelite's lighting design team are able to supply lux lighting plots for any set up of quad pods to show what the light levels would be on your field.


## **Demonstrations**

Ritelite has a dealer network across the US and hundreds of players already training under the Quad Pod K65 mobile lighting towers. If you would like to see the Quad Pod K65 in action please get in contact with us and we will help find the closest Quad Pod K65 to your location or assist in arranging a demonstration for you on your field.



# SOCCER

8 Quad Pods for full soccer field





# TENNIS


2 Quad Pods to cover two courts or 4 to cover three courts





# RUGBY


8 Quad Pods for full rugby field





# FOOTBALL

8 Quad Pods for full football field





# HOCKEY



10 Quad Pods for full hockey field





# TRACK & FIELD

12 Quad Pods for 400 meter track





# Features & Benefits

## Operator Safety



### Integrated manual winch with automatic safety brake and slack rope safety system

The slack rope safety system automatically detects when the winch rope is not correctly tensioned and prevents the user from continuing to operate the winch in the mast lowering direction. This helps to protect the user from potentially unsafe operating conditions and also protects the wire rope and winch from damage.



### Automatic mast safety interlock system

Market-leading, double pin safety locking system ensures that the mast is automatically and safely mechanically locked in all positions when raising the mast. This system also acts as a “dead man’s handle” for safe lowering of the mast.



### Automatic mast safety and stowage lock

Helps prevent mast from being raised until legs are deployed and secures mast for transport



### Operator level GFCI electrical safety isolation switch

No need to lower mast to turn luminaries on and off. Instant power off should an electrical problem occur



# Features & Benefits



## One person deployment system

Even on difficult terrains, enabling use in a much wider range of applications than other lighting towers. Compact to store and transport. Will fit through a standard size door enabling storage in any location.



## Low pressure footprint

Low pressure footprint with non-marking base. Optimum stability with minimum ground impact. Ideal for deployment on impressionable ground surfaces.



## Unique parallel mast design

Allows the mast sections to slide past each other and the light head assembly to be fully retracted and stowed at the base of the unit. The centre of gravity is very low with the weight perfectly balanced over the wheels for easy and safe handling even on difficult terrain.



## Fork lift pockets and tie down points

For safe and fast handling, loading and unloading.



## Low center of gravity for safe handling on site

Typical telescopic mast designs do not allow the light heads to be retracted below approx 6.5ft height for transportation and positioning on site. This results in either having to remove the light heads or in a high centre of gravity making positioning and handling difficult and potentially unsafe, especially on uneven surfaces.



# Features & Benefits



## Individual, fully adjustable light heads

Allows light to be adjusted to suit any application including a 360° light pattern



## Built in level gauge

Reduces set-up time and allows the operator to ensure that the mast is setup correctly and safely.



## Independently adjustable legs

Rapid to deploy, Independently adjustable legs. Designed to enable maximum stability in all typical work site deployment conditions.



## Mains and generator powered

For use with existing power supply equipment. 110V or 240V options available.



## Low pressure wheel / tyres

Suitable for manoeuvring over many different terrains without damage to the surface. **Wheels can be removed for additional security**



# Technical Specifications



The Quad Pod K65 is also available with a photocell option for enhanced energy savings and reduced fuel costs. Optional diffused lens configurations are offered to minimize glare and reduce light pollution.

- High power, highly efficient LED light heads
- Option of 6 to 12 light modules per Quad Pod
- Up to 266,000 equivalent lumens when comparing light output to other symmetrical lensed beam pattern products
- Cool white colour temperature

## K65

PRODUCT CODE	MAST HEIGHT	VOLTAGE	TOTAL QUAD POD WATTAGE	NUMBER OF LED LIGHT HEADS	WEIGHT	CLOSED DIMENSIONS	OPEN DIMENSIONS
K65/MK5-L3X4/110/UL	21.3ft	120V	1460W	3	523 lbs	3.58 ft x 2.72 ft x 6.40 ft	7.78 ft x 10.17 ft x 21.32 ft

See website for all product options.



# Accessories



## QUAD POD COVER

A high quality waterproof cover to protect the Quad Pod K65 when stored outside. It attaches to the unit and can be tied back during operation allowing access to all user controls.



## ANEMOMETER

Monitor the wind speed with this mast mountable anemometer. Quick installation. Automatic levelling. Wireless connection with mobile phone app up to 100m range. Adjustable maximum wind speed alarm function. Includes magnetic bracket



## EXTENSION LEADS

Extension leads are available in a variety of lengths to meet customer requirements. We offer a choice of plugs and sockets, also a choice of cable specifications.



## K65 SPORTS PROTECTION PAD KITS

Additional player protection when locating K65 on run off areas for sports applications with space restrictions. Lightweight, waterproof, polyester reinforced PVC flame retardant material with waterproof expanded PE foam. Quick and easy to install and remove. Can be retrofitted on existing K65 Sports Mobile Lighting Towers and compatible for use together with Quad Pod cover.

### Product Options

- K65-PROTECT** - Standard protection – front main protection pad + 2 x leg protection pads for front K65 stability legs
- K65-PROTECT+** - Increased protection – front main protection pad + 4 x leg protection pads for all K65 stability legs
- K65-PROTECT360** - 360° protection – front and rear protection pads + 4 x leg protection pads for all K65 stability legs



# RITE-POWER

## PORTABLE BATTERY POWERED GENERATORS

Ritelite's Industrial Portable Battery-Powered Generators offer reliable and efficient portable power wherever and whenever it's required, whether indoors or outdoors. These generators are specifically designed to power Ritelite's lighting range as well as other equipment. They are waterproof, compact, and user-friendly, ensuring durability and ease of operation. Available in both 110V and 230V options, they are rated IP44 for protection against water ingress. An optional trolley is available for easy transport.



MODEL	RP3850	RP5250	RP7700
WATT HOUR BATTERY CAPACITY	3850 W/h	5250 W/h	7700 W/h
QUAD POD K65 DURATION *	2 hours	3 hours	4 hours
DIMENSIONS	28.35 x 14.57 x 18.50 inches	26.77 x 13.39 x 26.77 inches	28.35 x 14.57 x 26.77 inches
WEIGHT	115 lbs	126 lbs	201 lbs
RECHARGE COSTS	\$0.72	\$0.98	\$1.44

Other specifications available for longer duration or powering more than one Quad Pod at a time.

\* 1 generator powering 1 x K65/MK5-L3X4/110/UL with 3 LED 450W Heads. Duration may depend on operating conditions. Costs calculated based on electricity cost of 17¢ per kW/h.





# RITELITE

## PORTABLE LIGHTING

Ritelite (Systems) Limited is a global leader in manufacturing innovative and professional, mobile and portable area lighting and power systems for sports applications. With over 35 years of experience, we've achieved market leadership through our commitment to high-performance, efficient lighting and power solutions helping thousands of players to continue to play sport through the darker winter nights without needing permanent lighting.

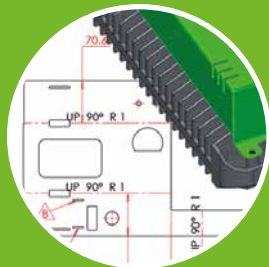
At Ritelite, we thrive on flexibility and embrace unconventional thinking, leveraging state-of-the-art technologies to collaborate closely with our customers. This partnership approach allows us to continually evolve our product range to meet the ever-changing demands of our valued customers and markets.

Our products are engineered to be efficient, flexible, versatile, robust, and highly reliable, ensuring longevity and performance. All Ritelite lighting solutions feature our unique beam-controlled design, delivering maximum useful light where it is needed whilst minimizing glare and light pollution.

Our product range also emphasizes eco-consciousness, offering zero-emission, silent-running power solutions through highly efficient lithium batteries or our innovative RITE-POWER portable battery-powered generators.



**BESPOKE CUSTOMER SOLUTIONS**



**IN-HOUSE DESIGN AND DEVELOPMENT**



**BRITISH MANUFACTURERS FOR OVER 35 YEARS**



**EXPERTS IN LED TECHNOLOGY & POWER EFFICIENCY**



**HIGH QUALITY PRODUCTS & PROCESSES, ISO 9001 & 14001:2015 ACCREDITED**

## CONTACT US

### Enquiries

E-mail: [export@ritelite.co.uk](mailto:export@ritelite.co.uk) | Tel: +44 (0) 1780 758582 | +44 (0) 7623 3074308

[www.riteliteportablelighting.co.uk/us/quad-pod-sports/](http://www.riteliteportablelighting.co.uk/us/quad-pod-sports/)